




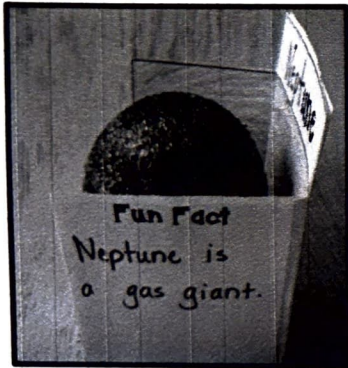
# Information for 3-D Model Holder



Due 4/18




The smaller fun fact cards are cut out and glued to the sides of the cardboard holder (see example below).



## Fun Fact

The larger card (shown below) is cut out and glued to the back of the cardboard holder. You will refer to this information when presenting your 3-D model to the class.



## Top 3 Facts about \_\_\_\_\_

## Fun Fact